



Practicon® Azúr™ Safety Glasses

Instructions

Thank you for your purchase of Azúr Safety Glasses, designed especially for healthcare professionals.

Follow these instructions to change Azúr one-piece lenses:

To remove lenses:

1. Lift the temple and frame on one side until the top edge of the lens on that side can pop out of the retention slot above the nose bridge (Figure 1). The plastic frame is highly flexible and will not break when bent in this way.
2. Repeat this procedure on the other side of the frame. Once both top edges are free of the retention slot, the entire lens will pull away from the frame.

To replace lenses:

1. Rest the V-shaped nose area of the lens into the lower slot of the nose bridge closest to the nose pads (Figure 2).
2. Push the lens forward from behind the nose bridge, while lifting one side of the frame until the lens snaps into the retention slot above the nose bridge. Press one side at a time rather than both sides at once (Figure 3).

Care and cleaning:

While Azúr Lenses are made of 100% polycarbonate for superior impact-resistance and scratch-resistance, they should be treated with care to provide longer lasting protection. To help protect your eyewear from damage, we recommend:

1. Never lay your glasses lens down on a hard surface or put your eyewear away without its protective case.
2. Clean the lenses with a soft cloth and lens cleaner intended for plastic lenses. Warm water and lotion soap can also be used. Never dry lenses with a paper towel or any abrasive cloth. Air-drying is best.
3. Wash hands before changing lenses to keep lenses as clean as possible.
4. The plastic temples can be reshaped under hot tap water for a custom fit. Make slight adjustments at first, then wear your glasses for a short period to check for proper fit. Azúr's lightweight and ergonomic design eliminates the need for a tight fit.
5. DO NOT use alcohol-based cleaners or surface disinfectants on polycarbonate lenses.

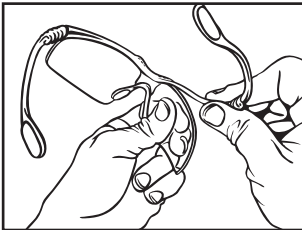


Figure 1

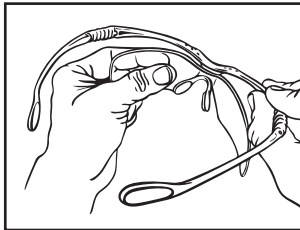


Figure 2

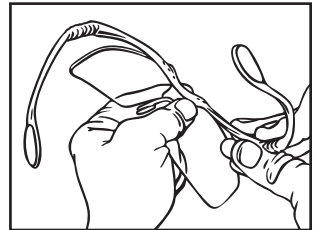


Figure 3

PRACTICON

PRACTICAL INNOVATIONS FOR DENTISTRY

1-800-959-9505 • Fax 1-800-278-0885
practicon.com • Greenville, NC 27834

Made in Taiwan • IFU 7039720_2